

# TC 23 130

## BI-TELECENTRIC LENS FOR DETECTORS UP TO 2/3"



<b>Model:</b>	<b>TC 23 130</b>	
<b>Magnification (X):</b>	0,068 +/- 3%	
<b>Object Field (mm):</b>	1/4" (3,6 x 2,7): 1/3" (4,8 x 3,6): 1/2" (6,4 x 4,8): 1/1.8" (7,13 x 5,37): 2/3" (8,8 x 6,6):	53,2 x 39,9 70,9 x 53,2 94,5 x 70,9 105,3 x 79,3 130,0 x 97,5
<b>Working Distance (mm):</b>	398,0 +/- 12	
<b>Working F-number:</b>	8	
<b>MTF @70 lp/mm (%):</b>	> 40	
<b>Field Depth (mm):</b>	150,0 @ F/ 8	
<b>Image side N.A.:</b>	0,062	
<b>Object side N.A.:</b>	0,004	
<b>Telecentricity (degree):</b>	< 0,08	
<b>Distortion (%):</b>	<0,1	
<b>Mount:</b>	C	
<b>Length (mm):</b>	490	
<b>Maximum external diameter (mm):</b>	200	
<b>Weigh (g):</b>	6500	

### ACCESSORIES AND OPTIONS:



**Collimated/Telecentric illumination:**  
compatible with LTCL144 illuminator;  
green light suggested.



**Coaxial illumination:**  
not available.



**Back Light illumination:**  
compatible with LTBK96 illuminator.



**Clamping Mechanics:**  
use the built-in holed flange to mount  
the lens.

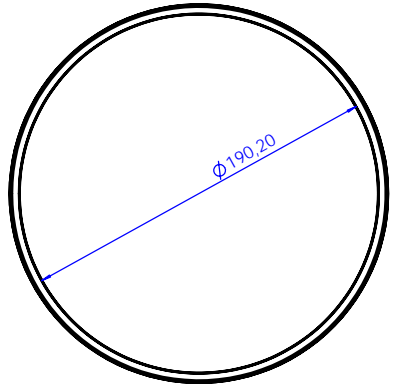
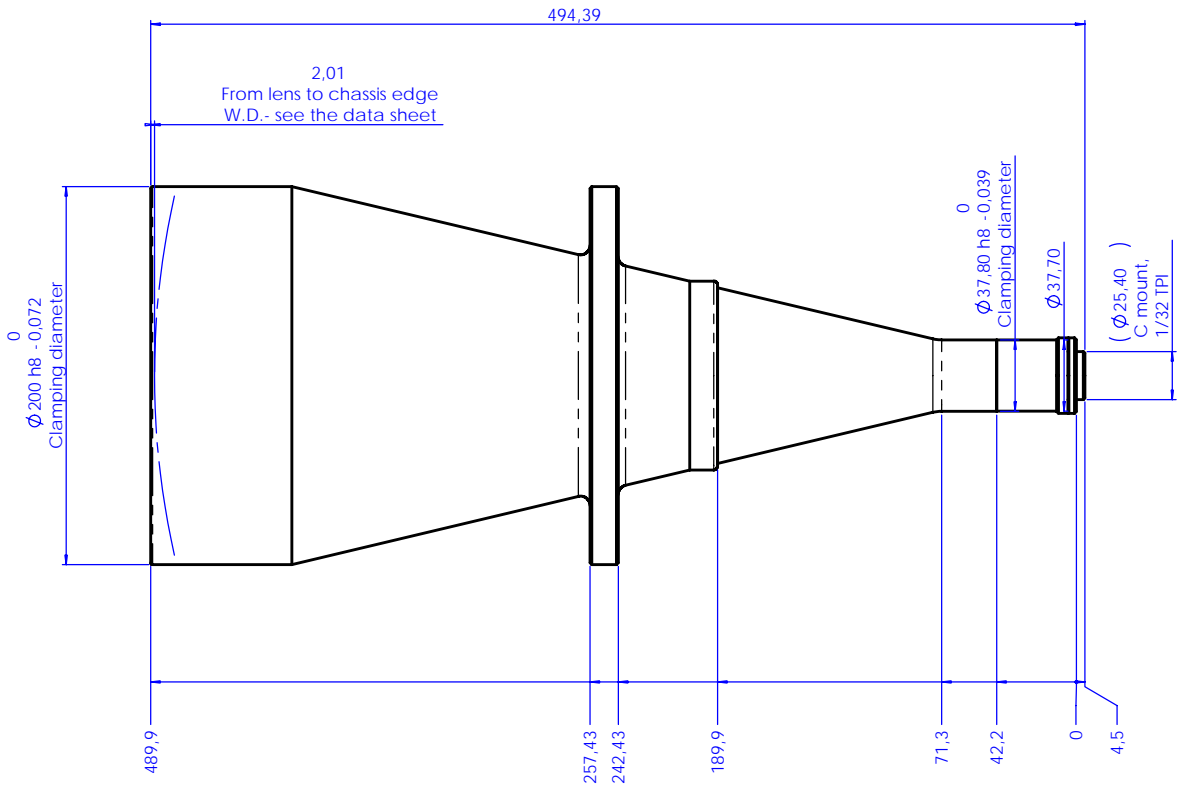
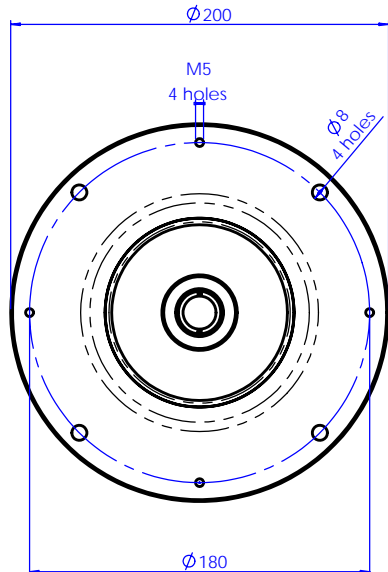


**Direct illumination:**  
not available.



**Filters:**  
filters can be inserted in the rear part  
of the lens, by means of TC Filter Kit.

Rev No.	Description	Date	Name
A	First light	15/06/06	A.Vismara



Material	N.A.	Mass	6.6 kg	Scale	1:2
Surface treatment	N.A.	Project-Prod.Item/Instrument Telecentric lens 23 130			
Geometrical tolerance (ISO 2768-2)		Class	K	Undimensioned Bevels	1x45°
Linear tolerance (ISO 2768-2)		Class	m	Undimensioned radii	R 0.5
0.5	>3-	>6-	>30-	>120-	>400-
-3	6	30	120	400	1000
±0.1	±0.1	±0.2	±0.3	±0.5	±0.8
		Class	m	±1.2	±2
www.opto-engineering.com		Date	Name		
Designed		15/06/06	A.Vismara		
Draw		15/06/06	A.Vismara		
Checked		x	C.Sedazzari		
Drawing No.		02271-0-A			
Sheet		1/1			